

Sarah Masters – Specialist Technician for Costume for performance London College of Fashion.




Drawing by Shivani Coconda MA Costume



Corsetry BA Costume for performance

Flat tack panels

We have machine flat tacked the top and bottom edges of panels 1 and 5 to show where are top and bottom edges will be after we press the fabric which will remove our markings. We now need to do the same to panels 2, 3 and 4. We do not need to machine down the side seams as these are all single layer panels.

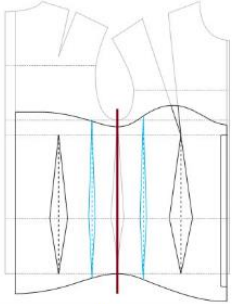


Panel 3 boning channel

This can be done at the same time as your other boning channels, however it is much easier to do it at this stage before you have sewn the panels together. This boning channel and bone will run down the sides of the body and add extra support and keep the side nice and flat in a wide panel.

Step one

Find the centre of the panel, you can refer back to your bodice block as this should be the line connecting the front and back block together (should run down the centre of panel 3). Mark at the top and bottom of your paper pattern. Lay the pattern over the panel and mark these points on the fabric using removable pen. Draw a line connecting these points on the wrong side of your fabric.





Panel 3 bone position

Step two

Measure down this line including the seam allowance at the top and bottom of the panel. Cut some of your cotton twill/herringbone tape. Cut 2cm extra as the tape may shrink with heat. Press the tape after cutting. **Side Note:** The tape has 'V' lines running through it, the bottom of the 'V's' is the centre of the tape.

Step three

Get yourself some white cotton and a hand stitching needle with a small eye. By hand, flat tack the centre of the tape to the line drawn on panel 3. Your stitching need to hold the tape in place for sewing, but needs to be removed. Stitches should be around 1cm long.



channel 3 1

LCF Technical Resources – Corsetry



Elliot Venn BA Costume Yr 3



Angelica Forni BA Costume Yr 3



Lorcan Williams BA Costume Yr 1



Olivia Howard BA Costume Yr 3



Cat Davis and Zahara Budley
BA costume Yr 1



Madeline Malifont MA Costume



Hannah Driver MA Costume



Nitin Parmar MA Costume



The Crown Series one



Thriller World Tour



The Good Soul of Szechuan –
The Young Vic



John Lewis advert



Downton Abbey Series 6



The Temper Trap – Lover Lost music Video



Notting Hill Carnival



18th century stays commission

What is Pedagogy?



4 learning Theories.

Behaviourism

Students reinforce learning through homework, tests and feedback.

Liberationism

Encourages students to be at the centre of the classroom with the teacher there to act as a guide.

Constructivism

Students learn through conversation and interaction within group tasks.

Connectivism

Students learn using technology to access information they need to answer questions and complete tasks.

<https://www.teamsatchel.com/>
https://www.youtube.com/watch?v=QcpwEoW1uY8&ab_channel=TeamSatchel

Question raised with connectivism.

Are students less able to retain information gained through connectivism when they know they can access this information again, if and when they need it?